





Plan de trabajo para realizar en casa / Activities for the week of 23-27 of March
Georgia's Pre-K Program Teacher Plan de trabajo para la semana del 23 al 27 de marzo

Date: 3/23	Date: 3/24	Date: 3/25	Date: 3/26	
Lunes/ Monday	Martes/ Tuesday	Miercoles/ Wednesday	Jueves/ Thursday	Teacher Workday No School from Home
<p>1. Activity: Selection of pompoms (if you do not have pompoms you can use another soft article of different colors) Place the container of pompoms and small empty cups on a table or flat surface, within reach of the child. Ask your child to take one by one the pompoms with the tweezers, and deposit them in each cup by color.</p>  <p>2. Activity: Reading a book to your child Ask the following questions after reading the book.</p> <p>Who was the main character? What happened in story?</p>	<p>1. Activity: Collection of bands: Ask your child to place as many elastic bands as she/he can around the cardboard tubes.</p>  <p>2. Activity: Making Letters Provide manipulatives such as blocks, pipe cleaners, magnetic forms, Q-tips®, popsicle sticks or play dough and encourage the children and make letters in the</p> <p>3. Activity: Reading a book to your child Ask the following questions after reading the book.</p> <p>Who was the main character?</p>	<p>1. Activity: Number Memory You will need number cards, with two cards of each numeral. Place the cards face down and allow the children to take turns flipping over two cards at a time. Encourage the children to say the numerals on the cards. Once they locate a pair that matches, they keep the cards. Repeat until each card has been paired with its match. You can use paper plates cardboard or paper that you have at home.</p>  <p>2. Activity: Practice write numbers 1 uno, 2 dos, 3 tres, 4 cuatro, 5 cinco, 6</p>	<p>1. Activity: Create New Shapes Provide blocks, manipulatives or recycle material cleaners and encourage the children to create new shapes. Talk with the children about their creations.</p> <p>2. Activity: Classify household items by size, color, or shape.</p> <p>3. Activity: Reading a book to your child Ask the following questions after reading the book.</p> <p>Who was the main character? What happened in story? Which was your favorite part? Where did the story take place? How does the story end?</p>	

<p>Which was your favorite part? Where did the story take place? How does the story end? Draw a picture of your favorite part.</p> <p>3. Activity: Run around alphabeth hunt. Place these letters around your house for your kids to run and find.</p> 	<p>What happened in story? Which was your favorite part? Where did the story take place? How does the story end?</p>	<p>seis, 7 siete, 8 ocho, 9 nueve, 10 diez.</p> <p>3 Reading a book to your child Ask the following questions after reading the book.</p> <p>Who was the main character? What happened in story? Which was your favorite part? Where did the story take place? How does the story end?</p>		
---	--	--	--	--